


ACTION PLAN FOR Anaphylaxis

for use with Anapen® or Anapen® Jr adrenaline autoinjectors

Name: _____

Date of birth: _____



Confirmed allergens: _____

Family/emergency contact name(s): _____

Work Ph: _____

Home Ph: _____

Mobile Ph: _____


Plan prepared by: _____

Dr _____


Signed _____

Date _____

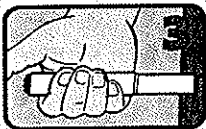
How to give Anapen® or Anapen® Jr




PULL OFF BLACK NEEDLE SHIELD.



PULL OFF GREY SAFETY CAP from red button.



PLACE NEEDLE END FIRMLY against outer mid-thigh at 90° angle (with or without clothing).



PRESS RED BUTTON so it clicks and hold for 10 seconds. REMOVE Anapen® and DO NOT touch needle. Massage injection site for 10 seconds.

© ASCIA 2011. This plan was developed by ASCIA

MILD TO MODERATE ALLERGIC REACTION

- swelling of lips, face, eyes
- hives or welts
- tingling mouth
- abdominal pain, vomiting (these are signs of a severe allergic reaction to insects)

ACTION

- For insect allergy, flick out sting if visible. Do not remove ticks
- Stay with person and call for help
- Give medications (if prescribed) dose:
- Locate Anapen® or Anapen® Jr
- Contact family/emergency contact



Watch for any one of the following signs of Anaphylaxis

ANAPHYLAXIS (SEVERE ALLERGIC REACTION)

- difficult/noisy breathing
- swelling of tongue
- swelling/tightness in throat
- difficulty talking and/or hoarse voice
- wheeze or persistent cough
- persistent dizziness or collapse
- pale and floppy (young children)

ACTION

- 1 Lay person flat, do not stand or walk. If breathing is difficult allow to sit
 - 2 Give Anapen® or Anapen® Jr
 - 3 Phone ambulance - 000 (AU), 111 (NZ), 112 (mobile)
 - 4 Contact family/emergency contact
 - 5 Further adrenaline doses may be given if no response after 5 minutes (if another adrenaline autoinjector is available)
- If in doubt, give Anapen® or Anapen® Jr

Anapen® Jr is generally prescribed for children aged 1-5 years.

*Medical observation in hospital for at least 4 hours is recommended after anaphylaxis.

Additional information


www.epiclub.com.au
www.myepipen.com.au

ACTION PLAN FOR Anaphylaxis

for use with EpiPen[®] or EpiPen[®] Jr adrenaline autoinjectors

Name: _____

Date of birth: _____



Confirmed allergens: _____

Family/emergency contact name(s): _____

Work Ph: _____

Home Ph: _____

Mobile Ph: _____

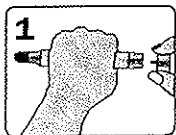
Plan prepared by: _____

Dr _____

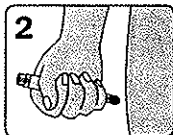
Signed _____

Date _____

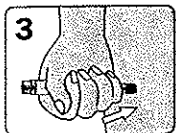
How to give EpiPen[®] or EpiPen[®] Jr



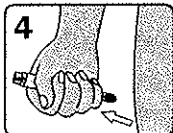
Form fist around EpiPen[®] and PULL OFF GREY SAFETY CAP.



PLACE BLACK END against outer mid-thigh (with or without clothing).



PUSH DOWN HARD until a click is heard or felt and hold in place for 10 seconds.



REMOVE EpiPen[®] and DO NOT touch needle. Massage injection site for 10 seconds.

© ASCIA 2011. This plan was developed by ASCIA

MILD TO MODERATE ALLERGIC REACTION

- swelling of lips, face, eyes
- hives or welts
- tingling mouth
- abdominal pain, vomiting (these are signs of a severe allergic reaction to insects)

ACTION

- For insect allergy, flick out sting if visible. Do not remove ticks
- Stay with person and call for help
- Give medications (if prescribed) dose:
- Locate EpiPen[®] or EpiPen[®] Jr
- Contact family/emergency contact



Watch for any one of the following signs of Anaphylaxis

ANAPHYLAXIS (SEVERE ALLERGIC REACTION)

- difficult/noisy breathing
- swelling of tongue
- swelling/tightness in throat
- difficulty talking and/or hoarse voice
- wheeze or persistent cough
- persistent dizziness or collapse
- pale and floppy (young children)

ACTION

- 1 Lay person flat, do not stand or walk. If breathing is difficult allow to sit
- 2 Give EpiPen[®] or EpiPen[®] Jr
- 3 Phone ambulance - 000 (AU), 111 (NZ), 112 (mobile)
- 4 Contact family/emergency contact
- 5 Further adrenaline doses may be given if no response after 5 minutes (if another adrenaline autoinjector is available)

If in doubt, give EpiPen[®] or EpiPen[®] Jr

EpiPen[®] Jr is generally prescribed for children aged 1-5 years.

*Medical observation in hospital for at least 4 hours is recommended after anaphylaxis.

Additional information _____


ACTION PLAN FOR Anaphylaxis



for use with EpiPen® or EpiPen® Jr adrenaline autoinjectors (with blue safety release and orange needle end)

Name: _____

Date of birth: _____



Confirmed allergens: _____

Family/emergency contact name(s): _____

Work Ph: _____

Home Ph: _____

Mobile Ph: _____

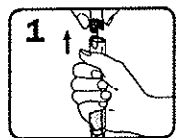
Plan prepared by: _____

Dr _____

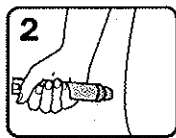
Signed _____

Date: _____

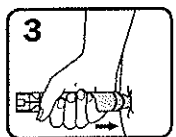
How to give EpiPen® or EpiPen® Jr



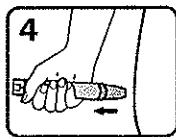
Form fist around EpiPen® and PULL OFF BLUE SAFETY RELEASE.



PLACE ORANGE END against outer mid-thigh (with or without clothing).



PUSH DOWN HARD until a click is heard or felt and hold in place for 10 seconds.



REMOVE EpiPen®. Massage injection site for 10 seconds.

© ASCIA 2011. This plan was developed by ASCIA

MILD TO MODERATE ALLERGIC REACTION

- swelling of lips, face, eyes
- hives or welts
- tingling mouth
- abdominal pain, vomiting (these are signs of a severe allergic reaction to insects)

ACTION

- For insect allergy, flick out sting if visible. Do not remove ticks
- Stay with person and call for help
- Give medications (if prescribed)
Dose:
- Locate EpiPen® or EpiPen® Jr
- Contact family/emergency contact



Watch for any one of the following signs of Anaphylaxis

ANAPHYLAXIS (SEVERE ALLERGIC REACTION)

- difficult/noisy breathing
- swelling of tongue
- swelling/tightness in throat
- difficulty talking and/or hoarse voice
- wheeze or persistent cough
- persistent dizziness or collapse
- pale and floppy (young children)

ACTION

- 1 Lay person flat, do not stand or walk. If breathing is difficult allow to sit
- 2 Give EpiPen® or EpiPen® Jr
- 3 Phone ambulance*- 000 (AU), 111 (NZ), 112 (mobile)
- 4 Contact family/emergency contact
- 5 Further adrenaline doses may be given if no response after 5 minutes (if another adrenaline autoinjector is available)

If in doubt, give EpiPen® or EpiPen® Jr

EpiPen® Jr is generally prescribed for children aged 1-5 years.

*Medical observation in hospital for at least 4 hours is recommended after anaphylaxis.

Additional information
